


Bombas IS Industrial Service

HIERRO

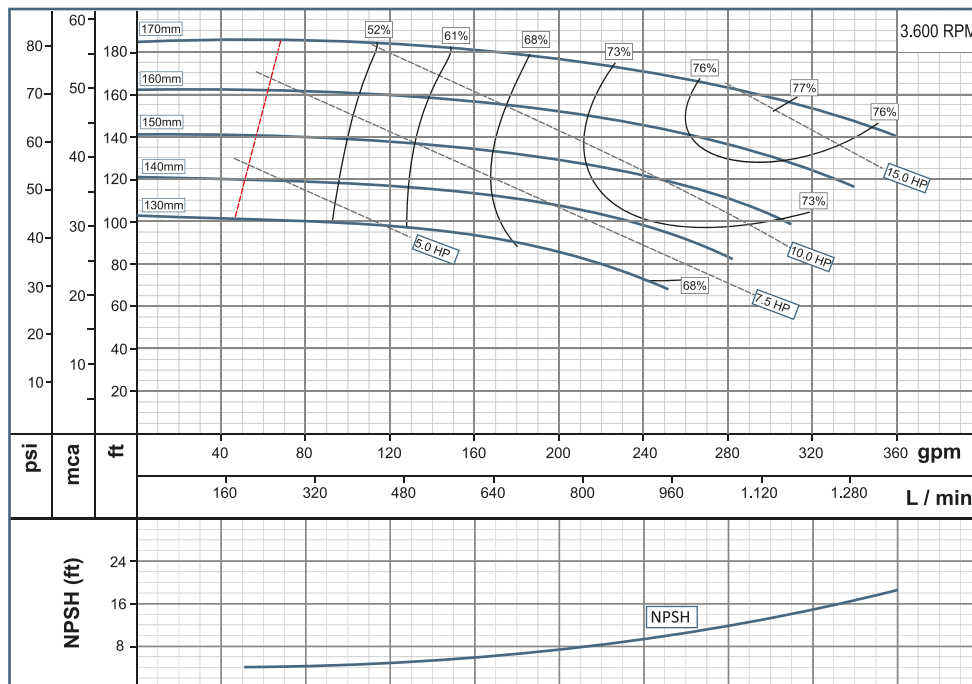
Acople Universal

IU 065X050X160



Características de la bomba

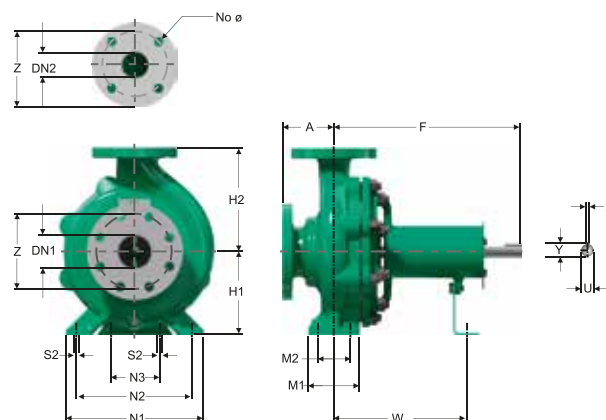
| Tipo de bomba | Acoplamiento | Tipo de impulsor | Temperatura máx. líquido | Sello Mecánico | Velocidad (rpm) | | |
|----------------|--------------|-------------------------------|--------------------------|----------------|-----------------|--------|---------|
| Centrífuga | Universal | Cerrado Balancado ISO (G.6.3) | 90 ° | 1 1/4" Tipo 12 | 3600 rpm | | |
| Modelo | Ref. | Ø Succión | Ø Descarga | H máx. (mca) * | Q máx. (gpm) ** | Etapas | Peso Kg |
| IU 065x050x160 | 1K0410 | 65 mm | 50 mm | 56 | 360 | 1 | 38,7 |



Aplicaciones

- * Suministro de Agua
- * Riego
- * Drenaje
- * Sistema de calentamiento
- * Sistema de Aire Condicionado
- * Servicio de agua
- * Agua Caliente

| FLANGE | | PUMP DIMENSIONS | | | | SUPPORT DIMENSIONS | | | | | HOLES FOR | | FLANGE DN1 | | FLANGE DN2 | | | SHAFT END | | | | |
|--------|-----|-----------------|-----|-----|-----|--------------------|----|-----|-----|-----|-----------|----|------------|-----|------------|------|-----|-----------|------|----|---|----|
| DN1 | DN2 | A | F | H1 | H2 | M1 | M2 | N1 | N2 | N3 | W | S1 | S2 | Z | No | DIAM | Z | No | DIAM | U | X | Y |
| 65 | 50 | 100 | 360 | 160 | 180 | 100 | 70 | 265 | 212 | 110 | 249,5 | 14 | 14 | 145 | 8 | 18 | 125 | 4 | 18 | 24 | 8 | 27 |



Dimensiones en milímetros

Fecha última revisión

2017-5-2